

ELEVATOR INDUSTRY SAFETY PARTNERS

OSHA **30-HOUR CONSTRUCTION INDUSTRY** SPECIFIC TRAINING

CONSTRUCTION INDUSTRY 30 HOUR PRESENTATIONS

1. [Introduction to OSHA](#) (1 hr)
2. [Managing Safety and Health](#) (2 hrs)
3. [Fall Hazards](#) (2 hrs)
4. [Electrical Hazards](#) (2 hrs)
5. [Struck by Hazards](#) (2 hrs)
6. [Caught in Between](#) (2 hrs)
7. [Personal Protective and Lifesaving Equipment](#) (2 hrs)
8. [Health Hazards in Construction](#) (2 hrs)
9. [Stairway and Ladders](#) (1 hr)
10. [Confined Space Entry](#) (1.5 hrs)
11. [Cranes](#) (1.5 hrs)
12. [Ergonomics](#) (1 hr)
13. [Material Handling, Storage, Use and Disposal](#) (1 hr)
14. [Construction Scaffolds](#) (1 hr)
15. [Tools – Hand and Power](#) (1 hr)
16. [Welding and Cutting](#) (2 hrs)
17. [Rigging and Hoisting](#) (2.5 hrs)
18. [Suspended/False Car Scaffolds, Temp. Work Platform](#) (1 hr)
19. [Heat Stress](#) (1.5 hrs)




CONSTRUCTION INDUSTRY 30 HOUR HANDOUTS

1. [Introduction to OSHA Handouts](#)
2. [Managing Safety and Health Handouts](#)
3. [Fall Hazard Handouts](#)
4. [Electrical Hazards Handouts](#)
5. [Struck-by Handouts](#)
6. [Caught-in-or-Between Handouts](#)
7. [PPE Handouts](#)
8. [Health Hazards in Construction Handouts](#)
9. [Stairways and Ladders Handouts](#)
10. [Confined Space Handouts](#)
11. [Cranes Handouts](#)
12. [Ergonomics Handouts](#)
13. [Material Handling Handouts](#)
14. [Construction Scaffolds Handouts](#)
15. [Hand and Power Tools Handouts](#)
16. [Welding and Cutting Handouts](#)
17. [Rigging and Hoisting Handouts](#)
18. [Heat Stress Handouts](#)




NOTE: Some PDF files contain bookmarks to help users navigate the PDF document. If the panel does not display when you open the PDF, find the Bookmark icon and click it.

Downloaded PDFs In top menu bar select View > Show/Hide > Navigation Panes > Bookmarks

PDFs Viewed in a web browser window

 Google Chrome: Open the PDF. Locate the Menu  button on the left side of your screen. Now select the bookmark  button.

 Internet Explorer: Internet Explorer opens the bookmarks when you open the PDF.

 Microsoft Edge: Open the PDF. Locate the Menu  button on the left side of your screen. Now select the bookmark  button