

# ELEVATOR INDUSTRY SAFETY PARTNERS

## OSHA **10-HOUR** GENERAL INDUSTRY SPECIFIC TRAINING

### GENERAL INDUSTRY 10 HOUR PRESENTATIONS

1. [Introduction to OSHA](#)
2. [Safety and Health Programs](#)
3. [Electrical Hazards](#)
4. [Machine Guarding](#)
5. [Permit Required Confined Space](#)
6. [Walking and Working Surfaces](#)
7. [PPE](#)
8. [Exit Routes](#)
9. [Industrial Hygiene](#)
10. [Introduction to Ergonomics](#)
11. [Hazard Communication](#)




### GENERAL INDUSTRY 10 HOUR HANDOUTS

1. [Introduction to OSHA Handouts](#)
2. [Safety and Health Programs](#)
3. [Electrical Hazard Handouts](#)
4. [Machine Guarding Handouts](#)
5. [Permit Required Confined Space](#)
6. [Walking and Working Surface Handouts](#)
7. [PPE Handouts](#)
8. [Emergency Exit Routes Handouts](#)
9. [Industrial Hygiene Handouts](#)
10. [Ergonomics Hazard Handouts](#)
11. [Hazard Communication Handouts](#)




**NOTE:** Some PDF files contain bookmarks to help users navigate the PDF document. If the panel does not display when you open the PDF, find the Bookmark icon and click it.

**Downloaded PDFs** In top menu bar select View > Show/Hide > Navigation Panes > Bookmarks

#### **PDFs Viewed in a web browser window**

 **Google Chrome:** Open the PDF. Locate the Menu  button on the left side of your screen. Now select the bookmark  button.

 **Internet Explorer:** Internet Explorer opens the bookmarks when you open the PDF.

 **Microsoft Edge:** Open the PDF. Locate the Menu  button on the left side of your screen. Now select the bookmark  button