

ELEVATOR INDUSTRY SAFETY PARTNERS

OSHA **30-HOUR GENERAL INDUSTRY** SPECIFIC TRAINING

GENERAL INDUSTRY 30 HOUR PRESENTATIONS

1. [Introduction to OSHA](#)
2. [Managing Safety and Health](#)
3. [Assessing Workplace Hazards](#)
4. [Distractions, Frustration, Fatigue & Complacency](#)
5. [Hoistway Safety](#)
6. [Walking Working Surfaces](#)
7. [Machine Guarding](#)
8. [Electrical Hazards](#)
9. [Personal Protective and Lifesaving Equipment](#)
10. [Materials Handling](#)
11. [Exit Routes](#)
12. [Welding](#)
13. [Hand and Potable Power Tools](#)
14. [Vehicle Safety](#)
15. [Powered Industrial Trucks](#)
16. [Permit Required Confined Space](#)
17. [Hazard Communication](#)
18. [Hazardous Material](#)

GENERAL INDUSTRY 30 HOUR HANDOUTS




1. [PPE Handouts](#)
2. [We Are OSHA](#)
3. [Job Safety and Health](#)
4. [OSHA Whistleblower Protection Program](#)
5. [Guidelines for Safety and Health Programs](#)
6. [Hazard Communication Standard](#)
7. [Walking Working Surfaces](#)
8. [OSHA's Final Rule to Update, Align, and Provide Greater Flexibility in its General Industry Walking-Working Surfaces and Fall Protection](#)
9. [Suspension Trauma](#)
10. [Machine Guarding](#)
11. [Amputations](#)
12. [Controlling Electrical Hazards](#)
13. [Arc Flash Handout](#)
14. [PPE Factsheet](#)
15. [Materials Handling](#)
16. [Emergency Exit Routes](#)
17. [Welding](#)
18. [Hand and Power Tools](#)
19. [Safe Driving Practices for Employees](#)
20. [Safe Forklift Operation](#)
21. [Protect Workers Operating and Working Near Forklifts](#)
22. [Permit Required Confined Space](#)
23. [Job Hazard Analysis](#)
24. [Hazard Communication Quickcard](#)

NOTE: Some PDF files contain bookmarks to help users navigate the PDF document. If the panel does not display when you open the PDF, find the Bookmark icon and click it.




Downloaded PDFs

In top menu bar select View > Show/Hide > Navigation > Bookmarks

PDFs Viewed in a web browser window

 Google Chrome: Open the PDF. Locate the Menu  button on the left side of your screen. Now select the bookmark  button.

 Internet Explorer: Internet Explorer opens the bookmarks when you open the PDF.

 Microsoft Edge: Open the PDF. Locate the Menu  button on the left side of your screen. Now select the bookmark  button